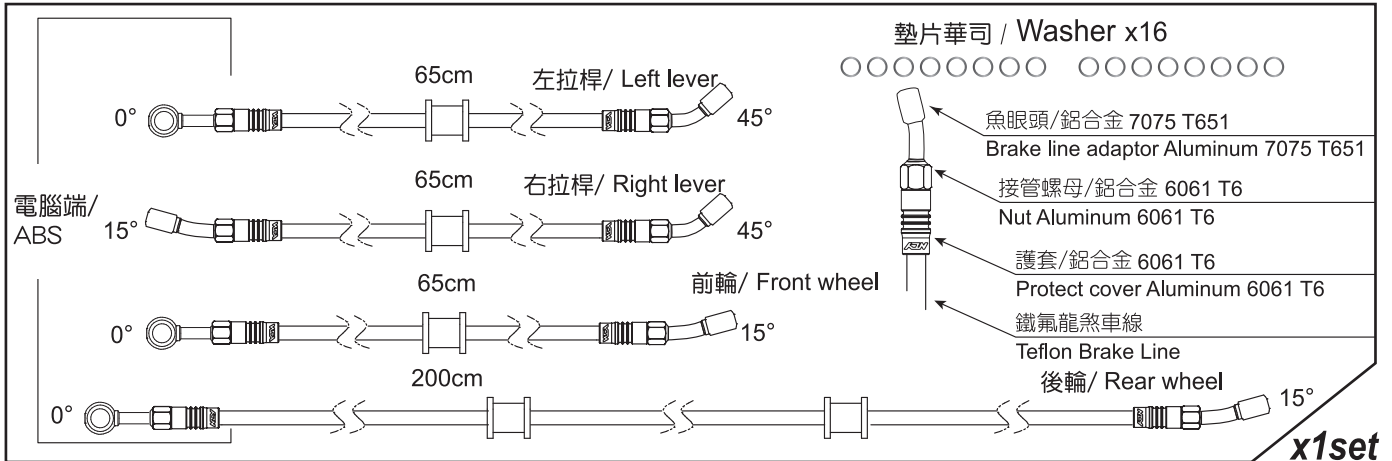



- 感謝您購買 **NCY** 產品，在此向您致上萬分謝意。使用之前，請您務必詳讀並參照安裝說明，並且正確組裝。
- Before installing, please read Installing Manual well.

### ■ ■ 1-1 配件 ACCESSORIES


#### 煞車油管組 / BRAKE LINE SET





### ■ ■ 2-1 安裝說明 INSTALLING MANUAL




(65cm -1直1彎)/ 0°+45°  
直頭在電腦端，另一  
正彎頭45°連接 左拉桿  
65cm: 0°+45°  
straight 0°-> ABS  
positive bend 45°-> left lever



(200cm -1直1彎)/ 0°+15°  
直頭在電腦端，另一  
正彎頭15°連接 後卡鉗  
200cm: 0°+15°  
straight 0°-> ABS  
positive bend 15°-> rear caliper



(65cm -1彎1彎)/ 15°+45°  
正彎頭15°在電腦端，另一  
正彎頭45°連接右拉桿  
65cm: 15°+45°  
positive bend 15°-> ABS  
positive bend 45°-> right lever



(65cm -1直1彎)/ 0°+15°  
直頭在電腦端，另一  
正彎頭15°連接 前卡鉗  
65cm: 0°+15°  
straight 0°-> ABS  
positive bend 15°-> front caliper